

Introductory sub-table (I)(a)			
Name of the Company: POPULAR ESTATE MANAGEMENT LIMITED			
Scrip Code, Name of the scrip, class of security: 531870			
Quarter ended: 30th June 2015			
Partly paid-up shares:-		No. of partly paid-up shares	As a % of total no. of partly paid-up shares of the company
Held by promoter/promoter group		0	0
Held by public		0	0
Total		0	0
Outstanding convertible securities:-		No. of outstanding securities	As a % of total no. of shares of the company, assuming full conversion of the convertible securities
Held by promoter/promoter group		0	0
Held by public		0	0
Total		0	0
Warrants:-		No. of warrants	As a % of total no. of shares of the company, assuming full conversion of warrants
Held by promoter/promoter group		0	0
Held by public		0	0
Total		0	0
Total paid-up capital of the company, assuming full conversion of warrants and convertible securities			14000200

**Statement Showing Shareholding Pattern**

Category code	Category of Shareholder	Table (I)(a)					Shares Pledged or otherwise encumbered						
		Number of Shareholders	Total number of shares	Number of shares held in dematerialized form	Total shareholding as a percentage of total number of shares		Number of shares	As a percentage	(IX) = (VIII)/(IV)*100				
					As a percentage of (A+B) <sup>1</sup>	As a percentage of (A+B+C)							
(I)	(II)	(III)	(IV)	(V)	(VI)	(VII)	(VIII)	(IX)					
(A)	Shareholding of Promoter and Indian												
(a)	Individuals/ Hindu Undivided Family												
		23	9354955	8854955	66.82	66.82	0	0.00					0.00
(b)	Central Government/ State Government(s)	0	0	0	0.00	0.00	0	0.00					0.00
(c)	Bodies Corporate	0	0	0	0.00	0.00	0	0.00					0.00
(d)	Financial Institutions/ Banks	0	0	0	0.00	0.00	0	0.00					0.00
(e)	Any Others(Specify)	0	0	0	0.00	0.00	0	0.00					0.00
(e-i)		0	0	0	0.00	0.00	0	0.00					0.00
(e-ii)		0	0	0	0.00	0.00	0	0.00					0.00
	<b>Sub Total(A)(I)</b>	<b>23</b>	<b>9354955</b>	<b>8854955</b>	<b>66.82</b>	<b>66.82</b>	<b>0</b>	<b>66.82</b>					<b>0.00</b>
2	Foreign												


For, Popular Estate Management Ltd.



Director

a	Individuals (Non-Residents Individuals/ Foreign Individuals)	0	0	0	0.00	0.00	0	0.00	0.00
b	Bodies Corporate	0	0	0	0.00	0.00	0	0.00	0.00
c	Institutions	0	0	0	0.00	0.00	0	0.00	0.00
d	Qualified Foreign Investor	0	0	0	0.00	0.00	0	0.00	0.00
e	Any Others(Specify)	0	0	0	0.00	0.00	0	0.00	0.00
e-i		0	0	0	0.00	0.00	0	0.00	0.00
e-ii									
	<b>Sub Total(A)(2)</b>	0	0	0	0.00	0.00	0	0.00	0.00
	<b>Total Shareholding of Promoter</b>	23	9354955	8854955	66.82	66.82	0	0.00	0.00
<b>(B)</b>	<b>Public shareholding</b>								
<b>I</b>	<b>Institutions</b>								
(a)	Mutual Funds/ UTI	0	0	0	0.00	0.00	0	0.00	0.00
(b)	Financial Institutions / Banks	0	0	0	0.00	0.00	0	0.00	0.00
(c)	Central Government/ State Government(s)	0	0	0	0.00	0.00	0	0.00	0.00
(d)	Venture Capital Funds	0	0	0	0.00	0.00	0	0.00	0.00
(e)	Insurance Companies	0	0	0	0.00	0.00	0	0.00	0.00
(f)	Foreign Institutional Investors	0	0	0	0.00	0.00	0	0.00	0.00
(g)	Foreign Venture Capital Investors	0	0	0	0.00	0.00	0	0.00	0.00
(h)	Qualified Foreign Investor	0	0	0	0.00	0.00	0	0.00	0.00
(i)	Any Other (specify)	0	0	0	0.00	0.00	0	0.00	0.00
(i-i)									
(i-ii)									
	<b>Sub-Total (B)(1)</b>	0	0	0	0.00	0.00	0	0.00	0.00
<b>B 2</b>	<b>Non-institutions</b>								
(a)	Bodies Corporate	35	2295418	2258518	16.40	16.40	0	0.00	0.00
(b)	Individuals	0	0	0	0.00	0.00	0	0.00	0.00

For, Popular Estate Management Ltd.



Director.

I	Individuals -i. Individual shareholders holding nominal share capital up to Rs 1 lakh	1261	474425	161425	3.39	3.39	0	0.00
II	ii. Individual shareholders holding nominal share capital in excess of Rs. 1 lakh.	10	1874007	933307	13.39	13.39	0	0.00
(c)	Qualified Foreign Investor	0	0	0	0.00	0.00	0	0.00
(d)	Any Other (specify)	0	0	0	0.00	0.00	0	0.00
(d-i)	Clearing Member	6	1395	1395	0.01	0.01	0	0.00
(d-ii)	Non-resident Indian	0	0	0	0.00	0.00	0	0.00
(d-iii)	Trust	0	0	0	0.00	0.00	0	0.00
	Sub-Total (B)(2)	1312	4645245	3354645	33.18	33.18	0	0.00
(B)	Total Public Shareholding (B)= (B)(1)+(B)(2)	1312	4645245	3354645	33.18	33.18	0	0.00
	TOTAL (A)+(B)	1335	14000200	12209600	100.00	100.00	0	0.00
(C)	Shares held by Custodians and against which Depository Receipts have been issued							
1	Promoter and Promoter Group	0	0	0	0.00	0.00	0	0.00
2	Public	0	0	0	0.00	0.00	0	0
	Sub-Total (C)	0	0	0	0	0	0	0
	GRAND TOTAL (A)+(B)+(C)	1335	14000200	12209600	100.00	100.00	0	0.00

For, Popular Estate Management Ltd.

Director


Sr.No	Notes
1	
2	
3	
4	
5	
6	
7	
8	
9	

For, Popular Estate Management Ltd.  
  
Director

(i)(b) Statement showing holding of securities (including shares, warrants, convertible securities) of persons belonging to the category "Promoter and Promoter Group"

Sr. No.	Name of the shareholder	Details of Shares held		Encumbered shares (*)		Details of warrants		Details of convertible		Total shares (including underlying shares assuming full conversion of warrants and convertible securities) as a % of diluted share capital (Xii)	
		Number of shares held	As a % of grand total (A) +(B) +( C )	No.	As a percentage (Vj)-(Vj)/(iii)*100	(Vii)	Number of warrants held	As a % total number of warrants of the same class	Number of convertible securities held		As a % total number of convertible securities of the same class
(i)	(ii)	(iii)	(iv)	(v)	(vi)	(vii)	(viii)	(ix)	(x)	(xi)	(xii)
1	KOKILABEN CHHGANBHAI PATEL	1175700	8.40	0	0.00	0.00	0	0	0	0	0
2	KOKILABEN CHHGANBHAI PATEL	30000	0.21	0	0.00	0.00	0	0	0	0	0
3	RAMANBHAI BHOLIDAS PATEL	1110000	7.93	0	0.00	0.00	0	0	0	0	0
4	RAMANBHAI BHOLIDAS PATEL	90700	0.65	0	0.00	0.00	0	0	0	0	0
5	MAYURIKABEN RAMANLAL PATEL	931500	6.65	0	0.00	0.00	0	0	0	0	0
6	MAYURIKABEN RAMANLAL PATEL	75000	0.54	0	0.00	0.00	0	0	0	0	0
7	CHHAGANLAL BHOLIDAS PATEL	970900	6.93	0	0.00	0.00	0	0	0	0	0
8	LATABEN DASHARTHBHAI PATEL	897900	6.41	0	0.00	0.00	0	0	0	0	0
9	MAJUNANG RAMANBHAI PATEL	768800	5.49	0	0.00	0.00	0	0	0	0	0
10	MAJUNANG RAMANBHAI PATEL	110000	0.79	0	0.00	0.00	0	0	0	0	0
11	DASHRATHBHAI BHOLIDAS PATEL	869000	6.20	0	0.00	0.00	0	0	0	0	0
12	PRATHMESH CHHAGANLAL PATEL	746900	5.33	0	0.00	0.00	0	0	0	0	0
13	VIKRAM CHHAGANLAL PATEL	684000	4.89	0	0.00	0.00	0	0	0	0	0
14	KRUPESH JAYANTILAL PATEL	500000	3.57	0	0.00	0.00	0	0	0	0	0
15	PRAYESH RAMANLAL PATEL	132500	0.95	0	0.00	0.00	0	0	0	0	0
16	KRIMESH NATWARLAL PATEL	80000	0.57	0	0.00	0.00	0	0	0	0	0
17	KRIMESH NATWARLAL PATEL	1310	0.01	0	0.00	0.00	0	0	0	0	0
18	RUNALI VIKRAM PATEL	56700	0.40	0	0.00	0.00	0	0	0	0	0
19	BHUMI PRATHMESH PATEL	36996	0.26	0	0.00	0.00	0	0	0	0	0
20	SARITABEN NATWARBHAI PATEL	29100	0.21	0	0.00	0.00	0	0	0	0	0
21	FIZU MI PATEL	28896	0.21	0	0.00	0.00	0	0	0	0	0
22	KOMAL PRAYESH PATEL	24350	0.17	0	0.00	0.00	0	0	0	0	0
23	EKTA KRIMESH PATEL	5700	0.04	0	0.00	0.00	0	0	0	0	0
<b>TOTAL</b>		<b>9354955</b>	<b>66.82</b>	<b>0</b>	<b>0.00</b>	<b>0.00</b>	<b>0</b>	<b>0</b>	<b>0</b>	<b>0</b>	<b>0</b>

(\*) The term "encumbrance" has the same meaning as assigned to it in regulation 28(3) of the SAST Regulations, 2011

For, Popular Estate Management Ltd.  
  
 Director



**(1)(c)(ii) Statement showing holding of securities (including shares, warrants, convertible securities) of persons (together with PAC) belonging to the category "Public" and holding more than 5% of the total number of shares of the company**

Sr. No.	Name(s) of the shareholder(s) and the Persons Acting in Concert (PAC) with them	Number of shares	Shares as a percentage of total number of shares {i.e., Grand Total (A)+(B)+(C) indicated in Statement at para (1)(a) above}	Details of warrants		Details of convertible securities		Total shares (including underlying shares assuming full conversion of warrants and convertible securities) as a % of diluted share capital
				Number of warrants	As a % total number of warrants of the same class	Number of convertible securities held	% w.r.t total number of convertible securities of the same class	
1	NIL	0	0.00	0	0	0	0	0
<b>TOTAL</b>								
		0	0.00	0	0	0	0	0


For, Popular Estate Management Ltd.  
  
 Director



(I)(d) Statement showing details of locked-in shares

Sr. No.	Name of the shareholder	Number of locked-in shares	Locked-in shares as a percentage of total number of shares {i.e., Grand Total (A)+(B)+(C) indicated in Statement at para (I)(a) above}
1	NIL	0	0.00
<b>TOTAL</b>		<b>0</b>	<b>0.00</b>


For, Popular Estate Management Ltd.

  
Director

(II)(a) Statement showing details of Depository Receipts (DRs)

Sr. No.	Type of outstanding DR (ADRs, GDRs, SDRs, etc.)	Number of outstanding DRs	Number of shares underlying outstanding DRs	Shares underlying outstanding DRs as a percentage of total number of shares {i.e., Grand Total (A)+(B)+(C) indicated in Statement at para (I)(a) above}
1	NIL	0	0	0.00
<b>TOTAL</b>		<b>0</b>	<b>0</b>	<b>0.00</b>


For, Popular Estate Management Ltd.



Director

(II)(b) Statement showing holding of Depository Receipts (DRs), where underlying shares held by "promoter/promoter group" are in excess of 1% of the total number of shares

Sr. No.	Name of the DR Holder	Type of outstanding DR (ADRs, GDRs, SDRs, etc.)	Number of shares underlying outstanding DRs	Shares underlying outstanding DRs as a percentage of total number of shares {i.e., Grand Total (A)+(B)+(C) indicated in Statement at para (I)(a) above}
1	NIL	0	0	0.00
<b>TOTAL</b>				<b>0.00</b>

For, Popular Estate Management Ltd.  
  
 Director