

Introductory sub-table (I)(a)

Name of the Company: POPULAR ESTATE MANAGEMENT LIMITED

Script Code, Name of the scrip, class of security: 531870

Quarter ended: 30th September 2015

Partly paid-up shares:- No. of partly paid-up shares As a % of total no. of partly paid-up shares As a % of total no. of shares of the company

Held by promoter/promoter group	0	0	0
Held by public	0	0	0
Total	0	0	0

Outstanding convertible securities:- No. of outstanding securities As a % of total no. of outstanding convertible securities As a % of total no. of shares of the company, assuming full conversion of the convertible securities

Held by promoter/promoter group	0	0	0
Held by public	0	0	0
Total	0	0	0

Warrants:- No. of warrants As a % of total no. of warrants As a % of total no. of shares of the company, assuming full conversion of warrants

Held by promoter/promoter group	0	0	0
Held by public	0	0	0
Total	0	0	0


Total paid-up capital of the company, assuming full conversion of warrants and convertible securities

14000200



Statement Showing Shareholding Pattern


Table (I)(a)									
Category code	Category of Shareholder	Number of Shareholders	Total number of shares	Number of shares held in dematerialized form	As a percentage of (A+B) ¹	As a percentage of (A+B+C)	Number of shares	Shares Pledged or otherwise encumbered	As a percentage
(I)	(II)	(III)	(IV)	(V)	(VI)	(VII)	(VIII)	(IX) = (VIII)/(IV)*100	
(A)	Shareholding of Promoter and								
1	Indian								
(a)	Individuals/Hindu Undivided Family								
		23	9354955	8854955	66.82	66.82	0	0.00	
(b)	Central Government/ State Government(s)	0	0	0	0.00	0.00	0	0.00	
(c)	Bodies Corporate	0	0	0	0.00	0.00	0	0.00	
(d)	Financial Institutions/ Banks	0	0	0	0.00	0.00	0	0.00	
(e)	Any Others(Specify)	0	0	0	0.00	0.00	0	0.00	
(e-i)		0	0	0	0.00	0.00	0	0.00	
(e-ii)		0	0	0	0.00	0.00	0	0.00	
	Sub Total(A)(I)	23	9354955	8854955	66.82	66.82	0	0.00	
2	Foreign								




a	Individuals (Non-Residents Individuals/ Foreign Individuals)	0	0	0	0.00	0.00	0	0.00
b	Bodies Corporate	0	0	0	0.00	0.00	0	0.00
c	Institutions	0	0	0	0.00	0.00	0	0.00
d	Qualified Foreign Investor	0	0	0	0.00	0.00	0	0.00
e	Any Others(Specify)	0	0	0	0.00	0.00	0	0.00
e-i		0	0	0	0.00	0.00	0	0.00
e-ii								
	Sub Total(A)(2)	0	0	0	0.00	0.00	0	0.00
	Total Shareholding of Promoter	23	9354955	8854955	66.82	66.82	0	0.00
(B)	Public shareholding							
1	Institutions							
(a)	Mutual Funds/UTI	0	0	0	0.00	0.00	0	0.00
(b)	Financial Institutions / Banks	0	0	0	0.00	0.00	0	0.00
(c)	Central Government/ State Government(s)	0	0	0	0.00	0.00	0	0.00
(d)	Venture Capital Funds	0	0	0	0.00	0.00	0	0.00
(e)	Insurance Companies	0	0	0	0.00	0.00	0	0.00
(f)	Foreign Institutional Investors	0	0	0	0.00	0.00	0	0.00
(g)	Foreign Venture Capital Investors	0	0	0	0.00	0.00	0	0.00
(h)	Qualified Foreign Investor	0	0	0	0.00	0.00	0	0.00
(i)	Any Other (specify)	0	0	0	0.00	0.00	0	0.00
(i-ii)								
(i-ii)								
	Sub-Total (B)(1)	0	0	0	0.00	0.00	0	0.00
B 2	Non-institutions							
(a)	Bodies Corporate	32	2294270	2257370	16.39	16.39	0	0.00
(b)	Individuals	0	0	0	0.00	0.00	0	0.00



I	Individuals - i. Individual shareholders holding nominal share capital up to Rs 1 lakh	1261	474853	161853	3.39	3.39	0	0.00
II	ii. Individual shareholders holding nominal share capital in excess of Rs. 1 lakh.	10	1874007	933307	13.39	13.39	0	0.00
(c)	Qualified Foreign Investor	0	0	0	0.00	0.00	0	0.00
(d)	Any Other (HUF)	6	1953	1953	0.01	0.01	0	0.00
(d-i)	Clearing Member	2	162	162	0.00	0.00	0	0.00
(d-ii)	Non-resident Indian	0	0	0	0.00	0.00	0	0.00
(d-iii)	Trust	0	0	0	0.00	0.00	0	0.00
	Sub-Total (B)(2)	1311	4645245	3354645	33.18	33.18	0	0.00
(B)	Total Public Shareholding (B) = (B)(1)+(B)(2)	1311	4645245	3354645	33.18	33.18	0	0.00
	TOTAL (A)+(B)	1334	14000200	12209600	100.00	100.00	0	0.00
(C)	Shares held by Custodians and against which Depository Receipts have been issued							
1	Promoter and Promoter Group	0	0	0	0	0.00	0	0.00
2	Public	0	0	0	0	0.00	0	0
	Sub-Total (C)	0	0	0	0	0	0	0
	GRAND TOTAL (A)+(B)+(C)	1334	14000200	12209600	100.00	100.00	0	0.00





Sr.No	Notes
1	
2	
3	
4	
5	
6	
7	
8	
9	

(l)(b) Statement showing holding of securities (Including shares, warrants, convertible securities) of persons belonging to the category "Promoter and Promoter Group"

Sr. No.	Name of the shareholder	Details of Shares held		Encumbered shares (*)			Details of warrants		Details of convertible		Total shares (including underlying shares assuming full conversion of warrants and convertible securities) as a % of diluted share capital
		Number of shares held	As a % of grand total (A)+(B)+(C)	No.	As a percentage	As a % of grand total (A)+(B)+(C) of sub-clause (l)(a)	Number of warrants held	As a % total number of warrants of the same class	Number of convertible securities held	As a % total number of convertible securities of the same class	
(i)	(ii)	(iii)	(iv)	(v)	(vi)=(v)/(iii)*100	(vii)	(viii)	(ix)	(x)	(xi)	(xii)
1	KOKILABEN CHHGANBHAI PATEL	1175700	8.40	0	0.00	0.00	0	0	0	0	0
2	KOKILABEN CHHGANBHAI PATEL	30000	0.21	0	0.00	0.00	0	0	0	0	0
3	RAMANBHAI BHOLIDAS PATEL	1110000	7.83	0	0.00	0.00	0	0	0	0	0
4	RAMANBHAI BHOLIDAS PATEL	90700	0.65	0	0.00	0.00	0	0	0	0	0
5	MAYURIKABEN RAMANLAL PATEL	931500	6.65	0	0.00	0.00	0	0	0	0	0
6	MAYURIKABEN RAMANLAL PATEL	75000	0.54	0	0.00	0.00	0	0	0	0	0
7	CHHAGANLAL BHOLIDAS PATEL	970900	6.93	0	0.00	0.00	0	0	0	0	0
8	LATABEN DASHARTHBHAI PATEL	897900	6.41	0	0.00	0.00	0	0	0	0	0
9	MAUNANG RAMANBHAI PATEL	768800	5.49	0	0.00	0.00	0	0	0	0	0
10	MAUNANG RAMANBHAI PATEL	110000	0.79	0	0.00	0.00	0	0	0	0	0
11	DASHRATHBHAI BHOLIDAS PATEL	868000	6.20	0	0.00	0.00	0	0	0	0	0
12	PRATHMESH CHHAGANLAL PATEL	746900	5.33	0	0.00	0.00	0	0	0	0	0
13	VIKRAM CHHAGANLAL PATEL	684000	4.89	0	0.00	0.00	0	0	0	0	0
14	KRUPESH JAYANTILAL PATEL	500000	3.57	0	0.00	0.00	0	0	0	0	0
15	PRIYESH RAMANLAL PATEL	132500	0.95	0	0.00	0.00	0	0	0	0	0
16	KRINESH NATWARLAL PATEL	80000	0.57	0	0.00	0.00	0	0	0	0	0
17	KRINESH NATWARLAL PATEL	1310	0.01	0	0.00	0.00	0	0	0	0	0
18	RUNALI VIKRAM PATEL	56700	0.40	0	0.00	0.00	0	0	0	0	0
19	BHUMI PRATHMESH PATEL	36996	0.26	0	0.00	0.00	0	0	0	0	0
20	SARITABEN NATWARBHAI PATEL	29100	0.21	0	0.00	0.00	0	0	0	0	0
21	FIZU M PATEL	28899	0.21	0	0.00	0.00	0	0	0	0	0
22	KOMAL PRIYESH PATEL	24350	0.17	0	0.00	0.00	0	0	0	0	0
23	EKTA KRINESH PATEL	5700	0.04	0	0.00	0.00	0	0	0	0	0
TOTAL		9354955	66.82	0	0.00	0.00	0	0	0	0	0

(*) The term "encumbrance" has the same meaning as assigned to it in regulation 28(3) of the SAST Regulations, 2011



(1)(c)(i) Statement showing holding of securities (including shares, warrants, convertible securities) of persons belonging to the category "Public" and holding more than 1% of the total number of shares

Sr. No.	Name of the shareholder	Number of shares held	Shares as a percentage of total number of shares (i.e., Grand Total (A)+(B)+(C) indicated in Statement at para (j)(a) above)	Details of warrants		Details of convertible securities		Total shares (including underlying shares assuming full conversion of warrants and convertible securities) as a % of diluted share capital
				Number of warrants held	As a % total number of warrants of the same class	Number of convertible securities held	% w.r.t total number of convertible securities of the same class	
1	PIONEER INFRASTRUCTURE LIMITED	687000	4.9071	0	0	0	0	0
2	RAKESH JAYANTILAL PATEL	500000	3.5714	0	0	0	0	0
3	FALGUNI RAKESHBHAI PATEL	400000	2.8571	0	0	0	0	0
4	KALABHAI HIRABHAI PATEL	331538	2.3681	0	0	0	0	0
5	RANJANBEN BABULAL PATEL	300000	2.1428	0	0	0	0	0
6	KRINESH FARMS PRIVATE LIMITED	206527	1.4752	0	0	0	0	0
7	VIKRAM FARMS PVT LTD	202422	1.4459	0	0	0	0	0
8	MAUNANG FARMS PVT LTD	143000	1.0214	0	0	0	0	0
9	RAMYURI FARMS PVT LTD	143000	1.0214	0	0	0	0	0
10	DASHRATH FARMS PVT LTD	142000	1.0143	0	0	0	0	0
11	PRATHMESH FARMS PVT LTD	142000	1.01	0	0	0	0	0
	TOTAL	3197487	22.84	0	0	0	0	0



(D)(c)(ii) Statement showing holding of securities (including shares, warrants, convertible securities) of persons (together with PAC) belonging to the category "Public" and holding more than 5% of the total number of shares of the company.

Sr. No.	Name(s) of the shareholder(s) and the Persons Acting in Concert (PAC) with them	Number of shares	Shares as a percentage of total number of shares {i.e., Grand Total (A)+(B)+(C) indicated in Statement at para (I)(a) above}	Details of warrants		Details of convertible securities		Total shares (including underlying shares assuming full conversion of warrants and convertible securities) as a % of diluted share capital
				Number of warrants	As a % total number of warrants of the same class	Number of convertible securities held	% w.r.t total number of convertible securities of the same class	
1	NIL	0	0.00	0	0	0	0	0
TOTAL		0	0.00	0	0	0	0	0



(D)(d) Statement showing details of locked-in shares

Sr. No.	Name of the shareholder	Number of locked-in shares	Locked-in shares as a percentage of total number of shares {i.e., Grand Total (A)+(B)+(C) indicated in Statement at para (I)(a) above}
1	NIL	0	0.00
TOTAL		0	0.00



(II)(a) Statement showing details of Depository Receipts (DRs)

Sr. No.	Type of outstanding DR (ADRs, GDRs, SDRs, etc.)	Number of outstanding DRs	Number of shares underlying outstanding DRs	Shares underlying outstanding DRs as a percentage of total number of shares {i.e., Grand Total (A)+(B)+(C) indicated in Statement at para (I)(a) above}
1	NIL	0	0	0.00
TOTAL		0	0	0.00



(11)(b) Statement showing holding of Depository Receipts (DRs), where underlying shares held by "promoter/promoter group" are in excess of 1% of the total number of shares

Sr. No.	Name of the DR Holder	Type of outstanding DR (ADRs, GDRs, SDRs, etc.)	Number of shares underlying outstanding DRs	Shares underlying outstanding DRs as a percentage of total number of shares {i.e., Grand Total (A)+(B)+(C) indicated in Statement at para (1)(a) above}
1	NIL	0	0	0.00
TOTAL			0	0.00

